

Reading At Home...

Can Make A HUGE Difference!




Choose Books That Are At An Appropriate Reading Level For Your Child

- ☐ Use the five finger rule. Open the book to any page and ask your child to read. Put up a finger every time your child does not know a word. If you have put up more than five fingers before the end of the page, this book is too hard for your child.
- ☐ Choose books that match your child's likes and interests.

Make Reading A Part Of Your Family Time!

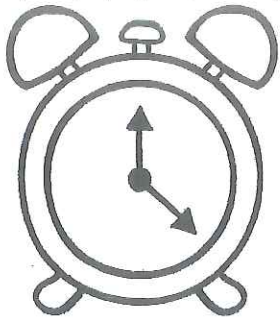
Family time is so important... Why not make reading part of this valuable time with your kids? Here are some tips for integrating reading into our daily family activities:

- Read bedtime stories
- Play a board game
- Visit your local library
- Read a recipe and cook something yummy together!
- Create a comfy reading space in your home.
- Put your child in charge of reading the grocery list at the store.




Keep plenty of reading materials in your home: books, magazines, newspapers, and comic books. Children enjoy having a variety of reading materials!

15-20
minutes is
plenty for
a beginning
reader!




How To Read With A Beginning Reader:

- Encourage your child to use his/her finger to point to each word.
- Read a sentence and have your child repeat it.
- Take turns reading a sentence each or a page each.
- Talk about the story as you read it. What do you think will happen next? What does this story remind you of? How do you think this character feels?
- Don't be afraid to read the same book again! Repeated reading helps build reading fluency!



Check For Understanding

- ✓ Start the book by making predictions. What do you think will happen in this story?
- ✓ Ask questions and make comments during the reading process.
- ✓ After reading a book, have your child tell you the events from the story in the correct order.
- ✓ What was the problem in this story?
- ✓ How did the character feel when...?
- ✓ Encourage your child to make connections. Does this story remind you of another book you read, an event in your life, a movie?



Read Books Online!

There are many fun and interactive websites for literacy. Here are a few FREE online resources:

www.starfall.com


www.speakaboos.com

www.spellingcity.com

www.wegivebooks.org

<http://interactivesites.weebly.com>

How do I help my child become a better reader?



If they are reading a **Fiction** book ask them....

- Who are the main characters and what traits can you infer about them?
- How have the characters changed during the book?
- What questions do you have as you are reading?
- Is the story written in first or third person point of view?
- What is the author's purpose? Persuade, Inform or Entertain?
- What is the problem in the story? How do you think it will be solved?
- What do you predict will happen next?
- Could the story happen in real life?
- How are you similar to the characters? How are you different?
- What is the theme of the book? What lesson did the characters learn?
- Write a summary of the story using Somebody, Wanted, But, So, Then...
- What was your favorite part and why?
- Did you like the ending? If not, how would you change it? Write your own ending.

If they are reading a **Non-Fiction** book ask them....

- What do you think you will learn from this book?
- What do you already know about this topic?
- What questions do you have as you are reading?
- What is the main idea of the text?
- What is the author's purpose? Persuade, Inform or Entertain?
- What text features were used in this text? How did they help your understanding?
- What did you learn from this text?
- Do you have any questions after reading this?
- Were there any unknown words in this text? How did you find out their meaning?
- Where could you find more information on this topic?
- Write a summary of this text- remember to include the main idea and supporting details.

Help your child become a better **writer** by encouraging
them to write about what they read!